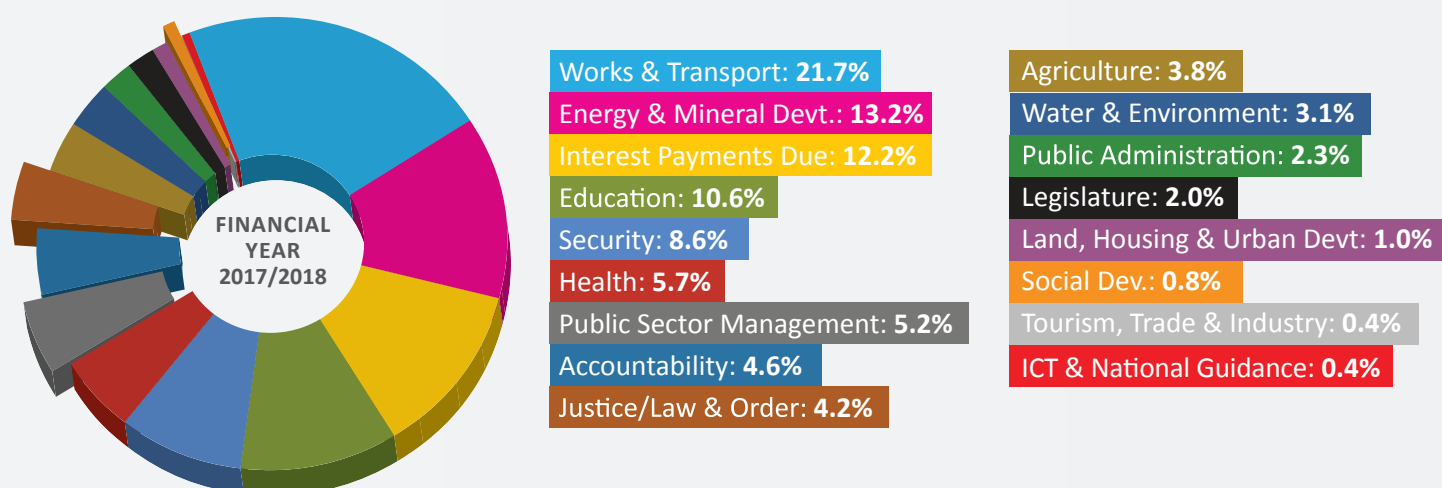


INVESTING IN CHILD PROTECTION



In the absence of a Child Protection sector, estimated investments in Child Protection are nested within three sector budgets, namely **Social Development (172.8 UGX Bn)**, **Justice, Law and Order (950.01 UGX Bn)**, and **Public Sector Management (1,173.53 UGX Bn)**. Together, these sectors account for 10% of the national budget.

FIGURE 1: FY 2017/18 SECTOR BUDGET SHARES



KEY FACTS

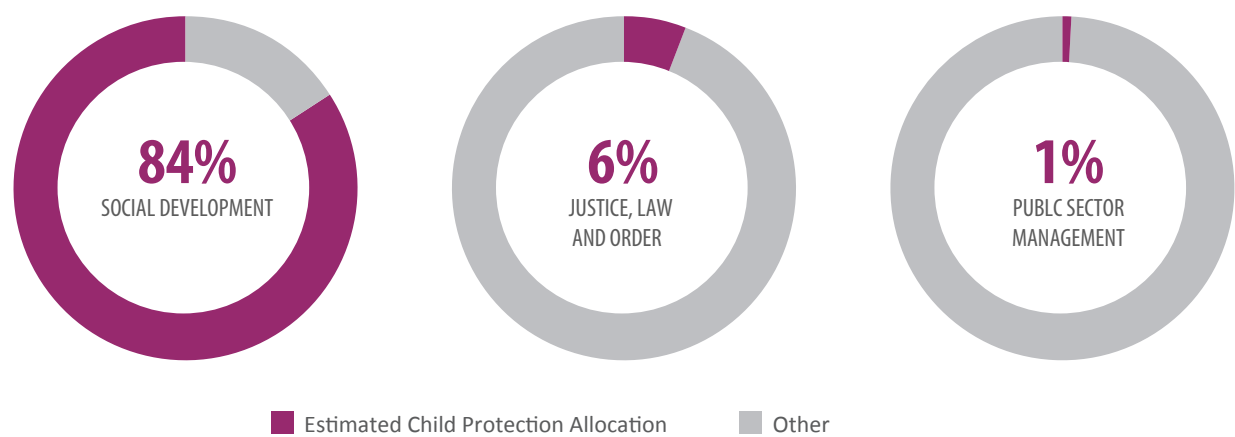
- Total estimated allocations projected to decrease from UGX 210.13 Billion in FY 2016/17 to UGX 207.84 Billion in FY 2017/18. Total resource envelope FY 2017/18: UGX 29,205.74 Billion.
- The Social Development sector estimated to account for 70% of the total annual child protection budget.



SECTORS Votes	PROGRAMMES	FY 2016/17 (UGX BN)	FY 2017/18 (UGX BN)
SOCIAL DEVELOPMENT			
<i>Ministry of Gender, Labour and Social Development</i>	Social Protection for Vulnerable Groups	98.40	89.95
	Mainstreaming Gender and Rights	44.92	44.68
	Community Mobilization and Empowerment	3.13	2.89
<i>Local Government</i>	Community Mobilization and Empowerment	7.64	7.64
Estimated Child protection sub-total		146.45	145.16
Sector budget		194.17	172.8
JUSTICE, LAW AND ORDER			
<i>National Citizenship and Immigration Control (pending the establishment of NIRA)</i>	Citizenship and Immigration Services	N/A	16.27
<i>Law Development Centre</i>	Legal Training	6.87	6.83
<i>Ministry of Justice and Constitutional Affairs</i>	Access to Justice and Accountability	30.60	30.60
Estimated Child protection sub-total		37.47	53.70
Sector budget		1,104.05	950.01
PUBLIC SECTOR MANAGEMENT			
<i>Office of the Prime Minister</i>	Disaster Preparedness and Refugee Management	12.57	12.27
Estimated Child protection sub-total		12.57	12.27
Sector budget		1,270.05	1,173.53

“The Local Government Act (Chapter 243) specifies that Local Government has the responsibility to deliver (s) **social rehabilitation**, (t) **labour matters**, (u) **probation and welfare**, (v) **street children and orphans**, (w) **women in development**, (x) **community development**, (y) **youth affairs**, (z) **cultural affairs**. ” – Social Development sector

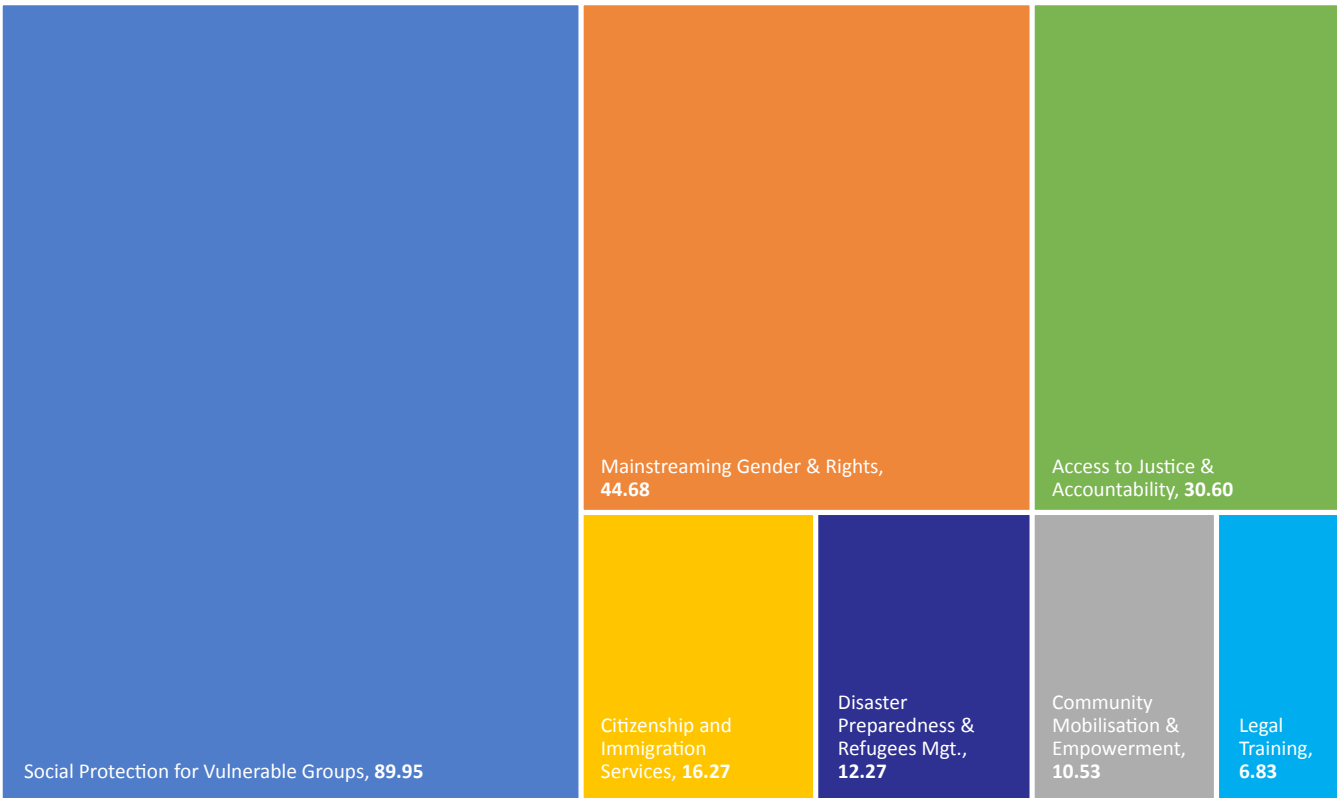
FIGURE 2: ESTIMATED SECTOR ALLOCATIONS TO CHILD PROTECTION (%)



As reflected in its budgetary allocations, the Social Development sector plays a fundamental role in strengthening child protection services. Key activities include, but are not limited to, strengthened advocacy and networking, continued support to the Uganda child helpline, and increased participation of vulnerable persons in decision making processes through the effective implementation of the Children Amendment Act 2016 and the National Integrated Early Childhood Development Policy.

“Promoting access to social care and support services including OVC, PWDs and older persons; Protecting and promoting the rights of vulnerable groups – children, PWDs, older persons against abuse, exploitation, violence and neglect; Preventing and responding to Female Genital Mutilation/cutting; and strengthening child protection services.”

FIGURE 3: CHILD PROTECTION PROGRAMME ESTIMATED ALLOCATIONS FY 2017/18 (UGX BILLION)





CENTRAL GOVERNMENT VS LOCAL GOVERNMENT ALLOCATIONS BY ADMINISTRATION AND PROGRAMME FY 2017/18

FIGURE 4A

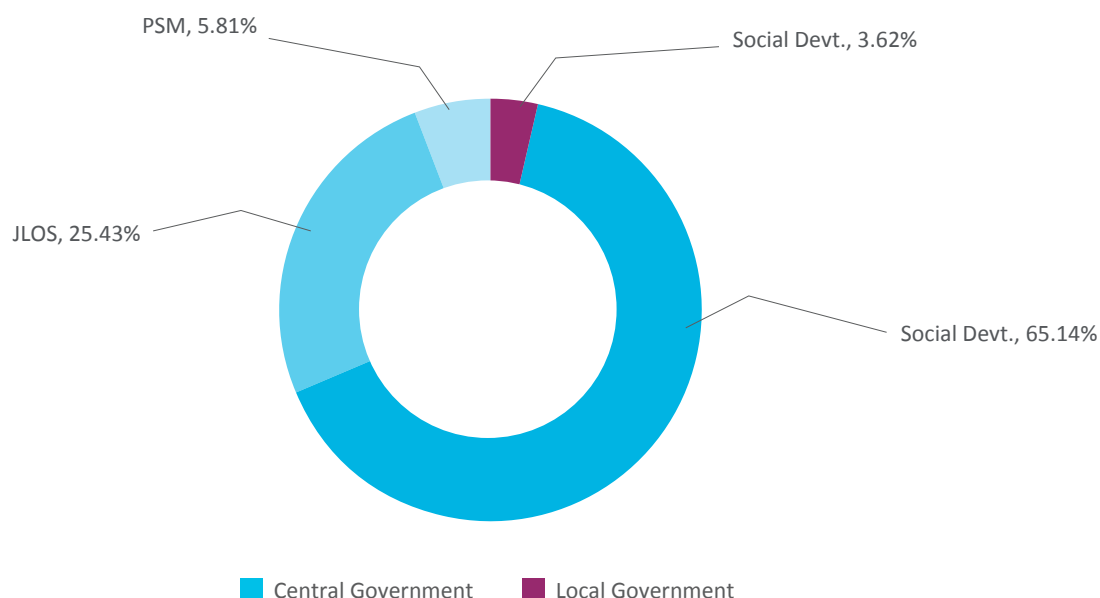


FIGURE 4B

